

Situation of Storage and Treatment of Accumulated Water including Highly Concentrated Radioactive Materials at Fukushima Daiichi Nuclear Power Station (422nd Release)

October 15, 2019

Tokyo Electric Power Company Holdings, Inc.

1. Introduction

This document is to report the following matters in accordance with the instruction of “Installment of treatment facility and storing facility of water including highly concentrated radioactive materials at Fukushima Daiichi Nuclear Power Station of the Tokyo Electric Power Company (Instruction)“(NISA No. 6, June 8, 2011), dated on June 9, 2011.

<Instruction>

TEPCO should report to NISA the situation of storing and treatment of the contaminated water in the Power Station and the future forecast based upon the current situation has to be reported to NISA as soon as the treatment facility starts its operation. Also, subsequently, continued report has to be submitted to NISA once a week until the treatment of the accumulated water in the Central Radioactive Waste Treatment Facility is completed.

2. Situation of storing and treatment of accumulated water in the building (actual record)

Stored amounts in each unit building (Units 1 to 4 (including condensers and trenches)) and stored and treated amounts, and other related data in the Accumulated Water Storing Facility as of October 10, 2019 are shown in the Attachment -1.

3. Forecast of storing and treatment

(1) Short term forecast

Water transfer in Units 1 and 2 and Units 3 and 4 is planned based on the stored amount in the Accumulated Water Storing Facilities and the operating situation of the radioactive material treatment equipment and the subdrain catchment facility. Water is transferred to the Process Main Building and/or High Temperature Incinerator Building as Accumulated Water Storing Facilities.

Treatment is implemented considering the state of storage and transfer of Accumulated Water Storing Facilities.

We assume stored amounts in each unit building (Units 1 to 4 (including condenser and trench)), and stored and treated amounts, and other related data in the Accumulated Water Storing Facilities as of October 17, 2019, are shown in Attachment -2.

(2) Middle term forecast

Regarding accumulated water in Units 1 and 2 buildings and Units 3 and 4 buildings, from the viewpoint of reducing the risks of discharging to the ocean and leaking into the groundwater, it is necessary to keep enough capacity for the accumulated water in the building until its level reaches TP. 2,564 and to keep the accumulated water level lower than the groundwater level.

On the other hand, based on the view of limiting inflow of underwater to buildings and reducing the amount of emerged accumulated water, we are planning to transfer accumulated water keeping specific water-level difference between accumulated water in the building around and subdrain water and making the lowest floor surface of buildings other than Units 1 to 3 reactor buildings where circulating water is injected into exposed by 2020.

As for accumulated water of the Process Main Building and the High Temperature Incinerator Building, we are planning to treat the accumulated water considering the situation of construction of middle and low level waste water tanks, the operation factor of the radioactive material treatment instruments and duration for maintenance.

We forecast stored amounts in each unit building (Units 1 to 4 (including condensers and trenches)), and storing and treatment situations in the Accumulated Water Storing Facilities for the next 3 months, as shown in Attachment -3.

Stored amounts in each building and the water storage equipment are forecasted to be unchanged in case transfer and treatment were implemented as scheduled without rain. However, it would be subject to change depending on the operation factor of the radioactive material treatment instruments and so on.

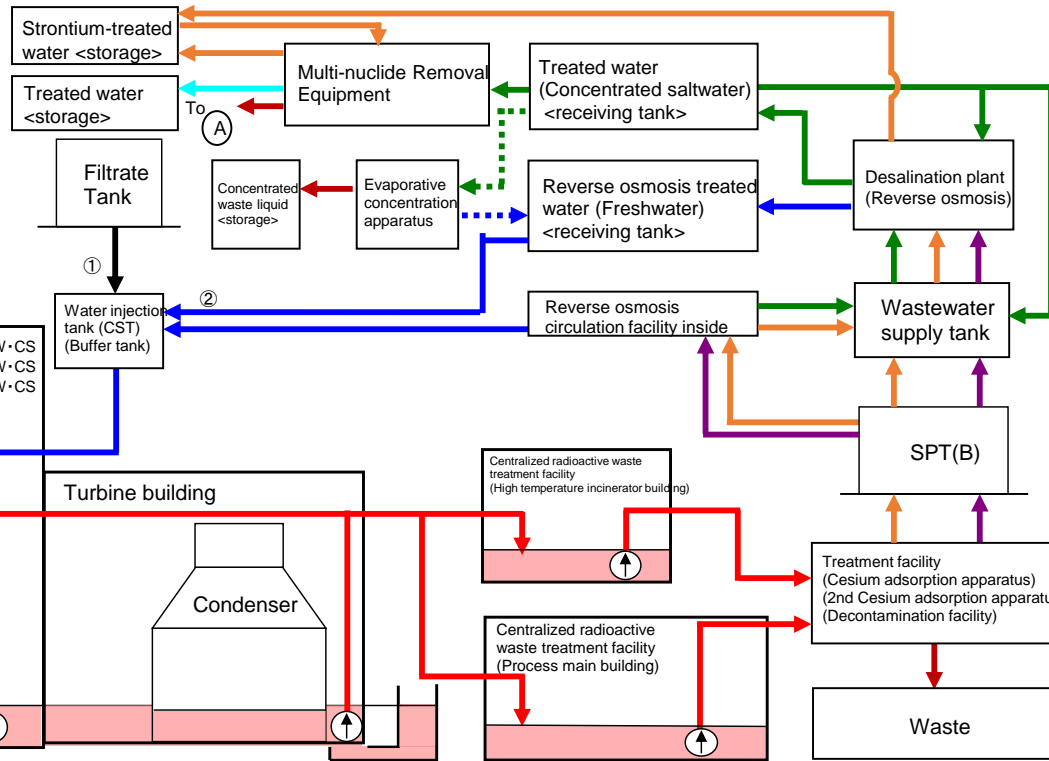
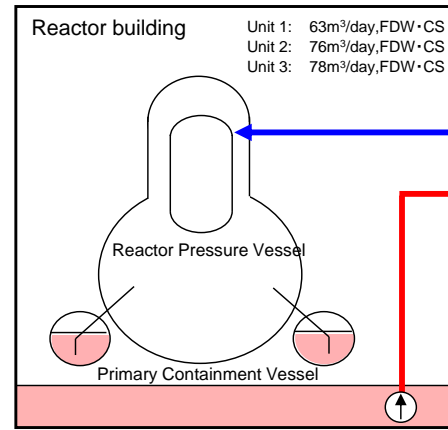
Also, the water treated at the radioactive material treatment equipment (fresh water and condensed salt water) can be stored in the middle and low level waste water tanks.

END

Storage and treatment of high level radioactive accumulated water (as of October 10, 2019)

Classification	
	High level radioactive water/Waste, Concentrated waste liquid
	Treated water (concentrated saltwater), pipe removal
	Strontium-treated water
	Treated water (freshwater), pipe removal
	Treated water from Multi-nuclide Removal Facility
	Freshwater

Volume of water to be injected to Reactor (10/3-10/10)	Change from last report
① Filtrate water	-
② Treated water (freshwater)	1,431m ³
Cumulative treated water	972,519m ³



Storage volume ^{1,2}	Change from last report	Storage capacity ^{3,4}
Concentrated saltwater receiving tank	0m ³	-
Freshwater receiving tank	8,109m ³	- 68m ³
Concentrated waste liquid storage tank	9,280m ³	No Change
Treated water storage tank ¹²	1,068,432m ³	+ 2,243m ³
Sample water storage tank ¹⁴	6,634m ³	+ 967m ³
Strontium-treated water storage tank ¹⁰	85,981m ³	- 1,484m ³

Residual water ⁵	Change from last report	Storage capacity ^{3,4}
Concentrated saltwater tank	Approx. 500m ³	No Change
Treated water tank ¹³	Approx. 100m ³	No Change
Strontium-treated water tank ¹¹	0m ³	No Change

Storage volume	Change from last report	Storage volume ³
Wastewater supply tank	740m ³	+ 178m ³
SPT(B)	2,076m ³	+ 20m ³

	Chloride concentration
Before/After Desalination	480ppm/2ppm (Sampled on Sept 10, 2019)
Before/After Reverse Osmosis Circulation	380ppm/3ppm (Sampled on Sept 12, 2019)
Before/After Evaporative Concentration	-

Place of Sampling	Radioactivity concentration ⁶
Process Main Building	3.3E+07 Bq/L (Sampled on June 4, 2019)
Exit of cesium adsorption apparatus	3.8E+03 Bq/L (Sampled on March 22, 2019)
Exit of decontamination facility	-
High Temperature Incinerator Building	5.9E+07 Bq/L (Sampled on April 10, 2019)
Exit of second cesium adsorption apparatus	4.0E+02 Bq/L (Sampled on June 4, 2019)

Facility	Storage volume	Change from last report	Water level in T/B ⁸
Unit 1	Approx. 1,750m ³	- 10m ³	-
Unit 2	Approx. 4,230m ³	- 50m ³	T.P. - 1,231
Unit 3	Approx. 4,420m ³	- 20m ³	T.P. - 1,223
Unit 4	Approx. 4,060m ³	+ 20m ³	1T.P. - 1,214
Total	Approx. 14,460m ³		

Storage facility	Storage volume	Change from last report	Water level ⁸	Treated volume (10/3-10/10)	Cumulative treated volume	Waste produced	Change from last report	Storage capacity
Process Main Building	Approx. 10,470m ³	- 740m ³	T.P. 1,210	Approx. 3,580m ³ ⁷	Approx. 2,163,560m ³ ⁷	Sludge	597m ³	No Change
High Temperature Incinerator Building	Approx. 2,900m ³	+ 130m ³	T.P. 150			Used vessels	4,504 ⁹	+ 11
Total	Approx. 13,370m ³							

[Main operations that have been conducted during the period from October 3, 2019 (the previous announcement data) to October 10, 2019.]

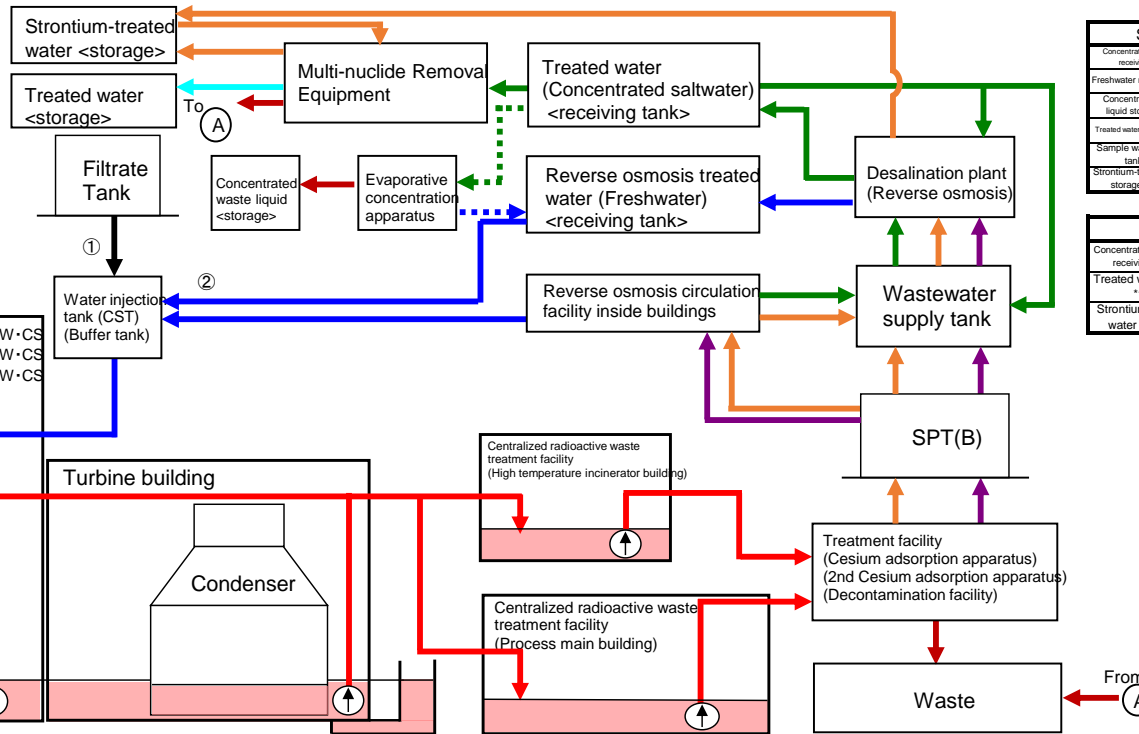
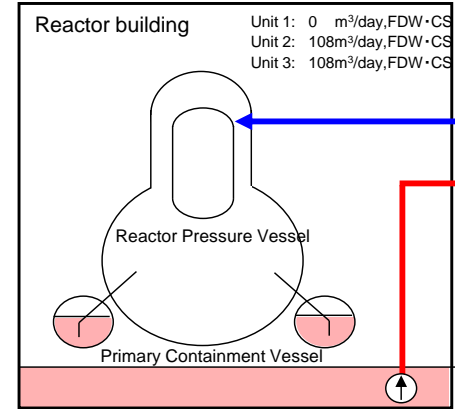
- Water transfer from the Units 1-4 to the buildings (Units 1-4, Centralized radioactive waste treatment facility) and to the treatment facility was conducted whenever necessary.
- Due to other work, water transfer to the buildings (Units 1-4, Centralized radioactive waste treatment facility) was conducted whenever necessary.
- Operations of the Cesium Adsorption Apparatus have been suspended.
- Operations of the 2nd Cesium Adsorption Apparatus have continued to be conducted; the availability factor is 43% (previous simulated :45%).
- Operations of the 3rd Cesium Adsorption Apparatus have been suspended.
- Storage capacity of treated water was changed as operations of new tanks started.

¹ The figures of the data are treated as a reference, because water levels during water transfer are not stable.
² The figures of the storage volume do not include those of the following volumes that have accumulated from the bottom of the tanks to the height of so-called "down scale (DS)", where water gauges show 0%.
 Freshwater receiving tank (approx. 900m³), Concentrated waste liquid storage tank (approx. 100m³), Treated water storage tank (approx. 1,900m³), Strontium-treated water storage tank (approx. 600m³).
³ The figures of the data show the operational limits.
⁴ The figures of "Storage capacity" do not include those of the volumes that have accumulated from the bottom of the tanks to the height of so-called "down scale (DS)", where water gauges show 0%. However, each tank has the capacity that accommodates more than the storage volume that accumulates up to the height of "DS."
⁵ The figure of "Residual water" includes the one of the volumes that have accumulated from the bottom of the tanks to the height of so-called "down scale (DS)", where water gauges show 0%. The amount of the residual water of concentrated saltwater is calculated based on that of the water treated through the ALPS and other facilities.
⁶ The data shown here are those of Cs-137.
⁷ Total treated amount of Cesium adsorption apparatus and 2nd Cesium adsorption apparatus and 3rd Cesium adsorption apparatus.
 Breakdown of the treated amount: Cesium adsorption apparatus (0m³)
 2nd Cesium adsorption apparatus (3,580m³)
 3rd Cesium adsorption apparatus (0m³)
 Breakdown of the cumulative treated amount: Cesium adsorption apparatus (304,720m³)
 2nd Cesium adsorption apparatus (1,757,820m³)
 3rd Cesium adsorption apparatus (11,020 m³)
⁸ The data of the water levels in the Reactor Buildings are the data as of 5 a.m., October 10.
⁹ Breakdown of the used vessels: Cesium adsorption apparatus (779), 2nd Cesium adsorption apparatus (222), 3rd Cesium adsorption apparatus (0)
 Others: Storage container (3,211), Treated column (11), Used vessel (216), Filters and so forth (65)
¹⁰ Volume of the Strontium-treated water stored in the welded-type tanks
¹¹ Volume of the Strontium-treated water remaining in the frange-type tanks
¹² Volume of the treated water stored in the welded-type tanks
¹³ Volume of the treated water remaining in the frange-type tanks
¹⁴ Volume of the treated water stored in the ALPS sample tanks (frange-type), the additional ALPS temporary storage tanks (welded-type) and the high performance ALPS temporary storage tanks (welded-type)

Storage and treatment of high level radioactive accumulated water (as of October 17, 2019)

Classification	
	High level radioactive water/ Waste, Concentrated waste liquid
	Treated water (concentrated saltwater), pipe removal
	Strontium-treated water
	Treated water (freshwater), pipe removal
	Treated water from Multi-nuclide Removal Facility
	Freshwater

Volume of water to be injected to Reactor (10/10-10/17)	Change from last report
① Filtrate water	-
② Treated water (freshwater)	+ 423m ³
Cumulative treated water	974,373m ³



Storage volume ^{*1}	Change from last report	Storage capacity ^{*2,3}
Concentrated saltwater receiving tank	0m ³	-
Freshwater receiving tank	7,686m ³	- 423m ³
Concentrated waste liquid storage tank	9,280m ³	No Change
Treated water storage tank ^{*9}	1,068,630m ³	+ 198m ³
Sample water storage tank ^{*11}	10,582m ³	+ 3,948m ³
Strontium-treated water storage tank ^{*7}	83,751m ³	- 2,230m ³

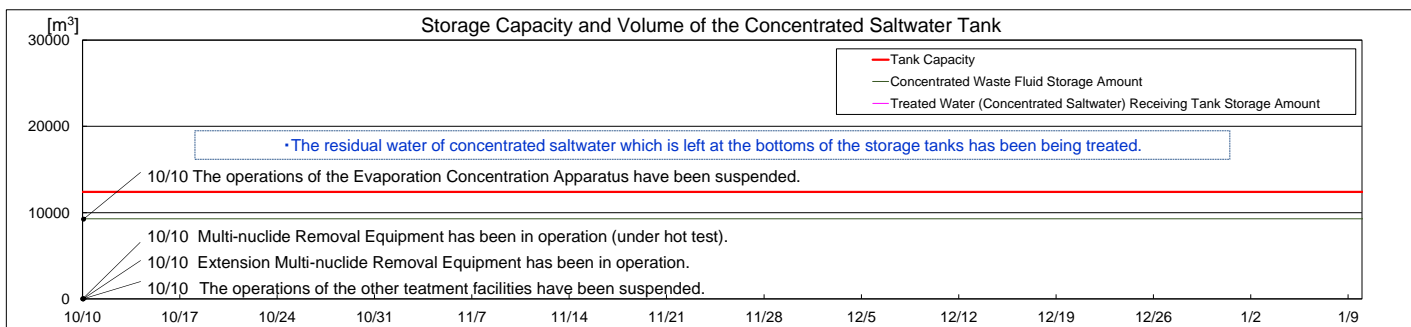
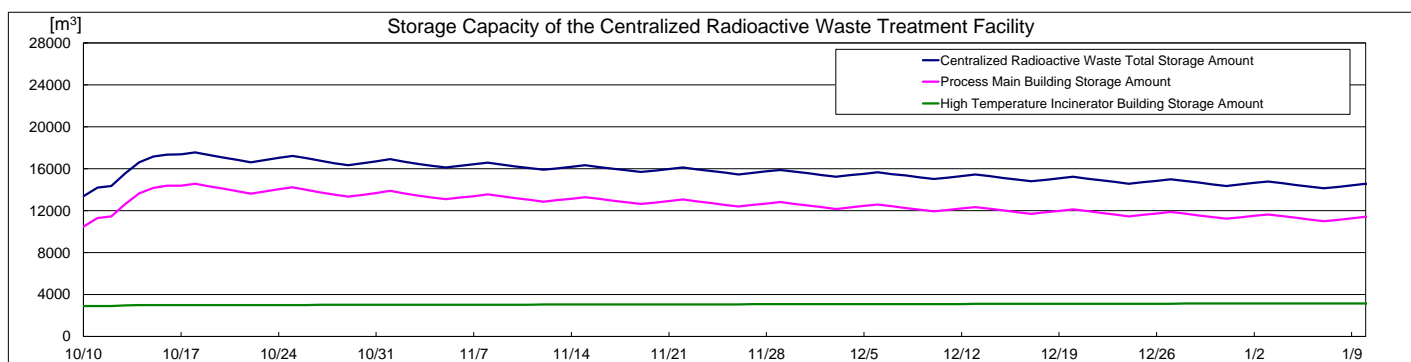
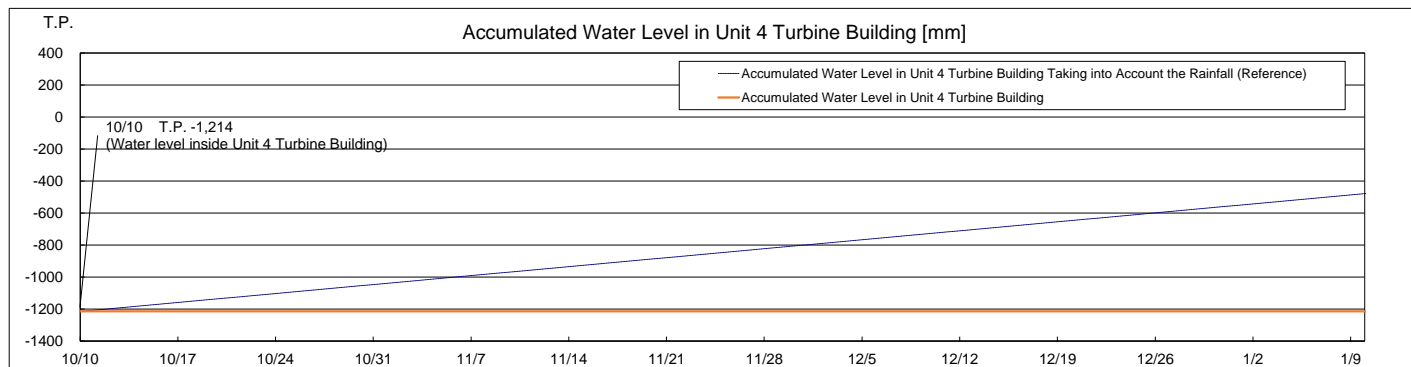
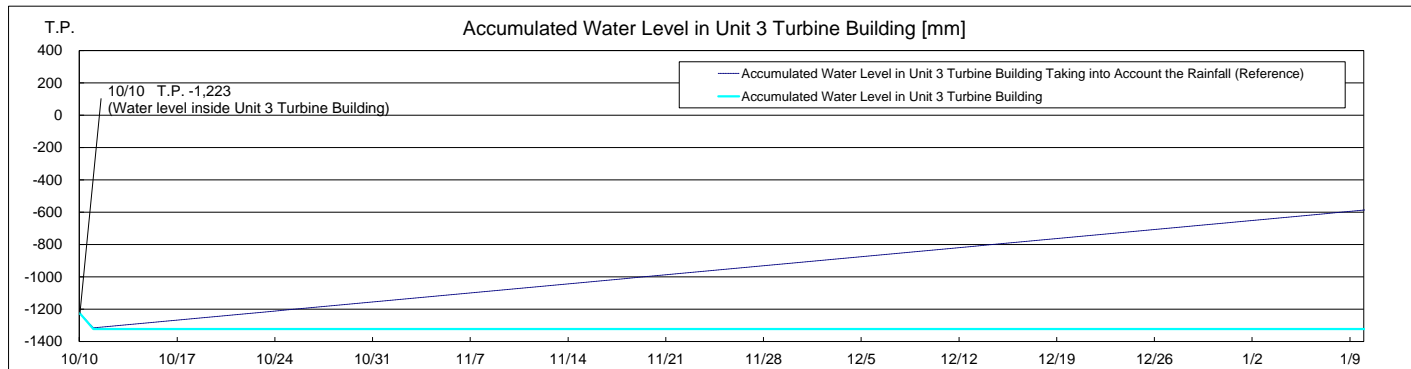
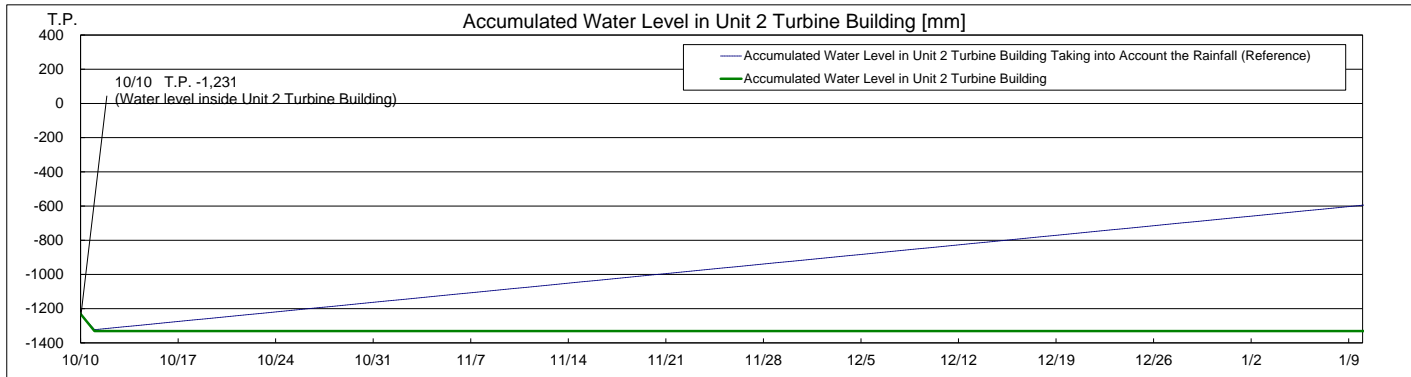
Residual water ^{*4}	Change from last report	Storage capacity ^{*2,3}
Concentrated saltwater receiving tank	Approx. 500m ³	No Change
Treated water tank ^{*10}	Approx. 100m ³	No Change
Strontium-treated water tank ^{*8}	0m ³	No Change

Facility	Storage volume	Change from last report	Water level in T/B
Unit 1	Approx. 1,710m ³	- 40m ³	T.P. -1,331 (Unit 2 T/B)
Unit 2	Approx. 3,730m ³	- 500m ³	
Unit 3	Approx. 4,150m ³	- 270m ³	T.P. -1,323 (Unit 3 T/B)
Unit 4	Approx. 3,980m ³	- 80m ³	
Total	Approx. 13,570m ³		

Storage Facility	Storage volume	Change from last report	Water level	Treated volume (10/10-10/17)	Cumulative treated volume	Waste produced		Change from last report	Storage capacity
						Sludge	Used vessels		
Process Main Building	Approx. 14,370m ³	+ 3900m ³	T.P. 2,686	Approx. 3,150m ³ ^{*5}	Approx. 2,166,710m ³ ^{*5}	597m ³	4,513 ^{*6}	No Change	700m ³ ^{*2}
High Temperature Incinerator Building	Approx. 2,990m ³	+ 90m ³	T.P. 222					+9	6,372
Total	Approx. 17,360m ³								

[Main operations that are planned to be conducted during the period from October 10, 2019 to October 17, 2019.]
 - Water transfer from the Units 1-4 to the buildings (Units 1-4, Centralized radioactive waste treatment facility) and to the treatment facility will be conducted whenever necessary.
 - Due to other work, water transfer to the buildings (Units 1-4, Centralized radioactive waste treatment facility) will be conducted whenever necessary.
 - Operations of the Cesium Adsorption Apparatus will continue to be suspended.
 - Operations of the 2nd Cesium Adsorption Apparatus will be suspended (assumed availability factor: 30%).
 - Operations of the 3rd Cesium Adsorption Apparatus will be resumed (assumed availability factor: 15%).

^{*1} The figures of "Storage volumes" do not include those of the volumes that have accumulated from the bottom of the tanks to the height of so-called "down scale (DS)," where water gauges show 0%.
^{*2} The figures of the data show the operational limits.
^{*3} The figures of "Storage capacity" do not include those of the volumes that have accumulated from the bottom of the tanks to the height of so-called "down scale (DS)," where water gauges show 0%. However, each tank has the capacity that accommodates more than the storage volume that accumulates up to the height of "DS."
^{*4} The figure of "Residual water" includes the one of the volumes that have accumulated from the bottom of the tanks to the height of so-called "down scale (DS)," where water gauges show 0%. The amount of the residual water of concentrated saltwater is calculated based on that of the water treated through the ALPS and other facilities.
^{*5} Total treated amount: Cesium adsorption apparatus and 2nd Cesium adsorption apparatus and 3rd Cesium adsorption apparatus
 Breakdown of the treated amount: Cesium adsorption apparatus (0m³)
 2nd Cesium adsorption apparatus (2,520m³)
 3rd Cesium adsorption apparatus (630m³)
 Breakdown of the cumulative treated amount: Cesium adsorption apparatus (394,720m³)
 2nd Cesium adsorption apparatus (1,760,340m³)
 3rd Cesium adsorption apparatus (11,650m³)
^{*6} Breakdown of the used vessels: Cesium adsorption apparatus (779)
 2nd Cesium adsorption apparatus (222)
 3rd Cesium adsorption apparatus (0)
 Others: Storage container (3,220), Treated column (11), Used vessels (216), Filters and so forth (65)
^{*7} Volume of the Strontium-treated water stored in the welded-type tanks
^{*8} Volume of the Strontium-treated water remaining in the frange-type tanks
^{*9} Volume of the treated water stored in the welded-type tanks
^{*10} Volume of the treated water remaining in the frange-type tanks
^{*11} Volume of the treated water stored in the ALPS sample tanks (frange-type), the additional ALPS temporary storage tanks (welded-type)



- Note
- The amount of water treated through the 2nd Cesium Adsorption Apparatus is estimated to be 780m³/d (Subject to change depending on the factors such as the levels of water accumulated in T/Bs.)
 - "Accumulated Water Levels in Unit 2, 3 and 4 T/Bs" are simulated water levels in consideration of the change of the water levels caused by recent rainfall, inflow of groundwater, etc. in the surrounding areas of the Fukushima Daiichi Nuclear Power Station.
 - "Accumulated Water Levels in Unit 2, 3 and 4 T/Bs Taking into Account the Rainfall" are simulated water levels which are calculated by adding to the accumulated water amounts which are assumed to increase at the rate of 8mm a day when the surrounding areas of the Fukushima Daiichi Nuclear Power Station have the rainfall equal to the average amount of rain which fell for three months from August to October in 2015 to 2017.
 - Unit 2 Turbine Building water level is controlled by retained water transfer pumps in the Unit 2 reactor building.
 - Unit 3 Turbine Building water level is controlled by retained water transfer pumps in the Unit 3 turbine building.
 - Unit 4 Turbine Building water level is controlled by retained water transfer pumps in the Unit 4 turbine building.